

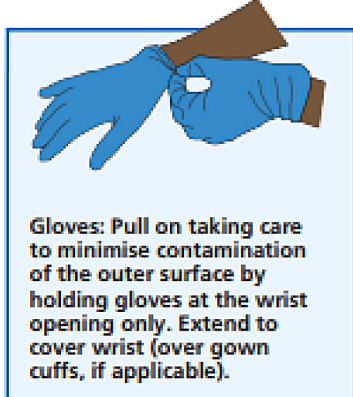
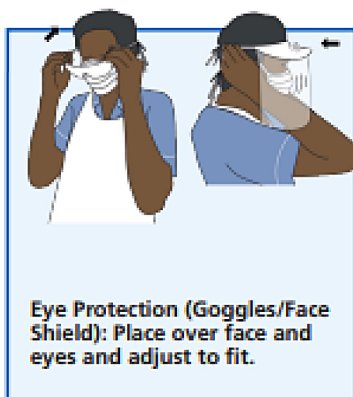
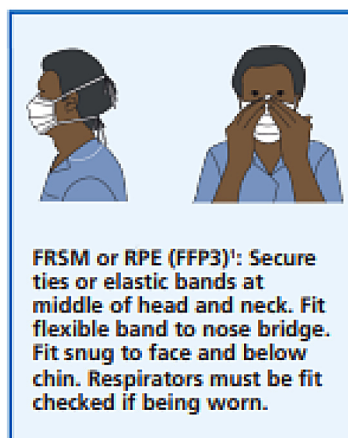
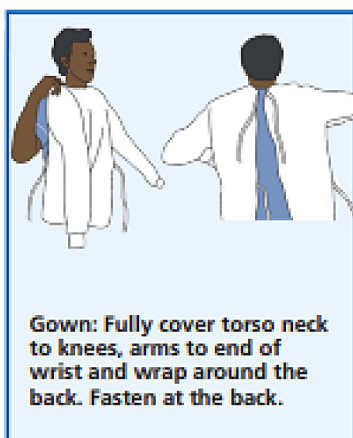
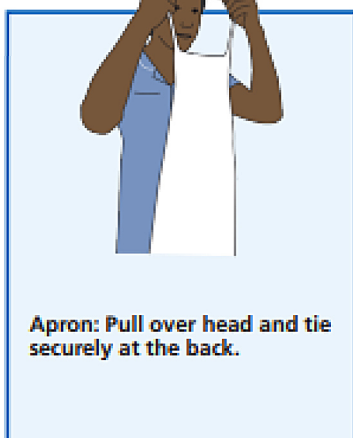
Action Card

Putting on PPE (donning)

Before undertaking any procedure or task, staff should assess the risk of likely exposure to blood and/or other body fluids, non-intact skin, mucous membranes, or any equipment or items in the care environment that could be contaminated, and wear PPE if required. PPE must protect adequately against the risk associated with the procedure or task. The items of PPE worn will vary based on the type of exposure anticipated, and not all items of PPE may be required.

Before beginning, check which items of PPE are required and that these are available in the correct size.

The order for putting on PPE is Apron or Gown, Fluid-Resistant Surgical Mask (FRSM) or Respiratory Protection Equipment (RPE) (FFP3),¹ Eye Protection, then Gloves.



1. Reusable RPE including powered hoods may require a different order for putting on and removing, please refer to your local policy if applicable.