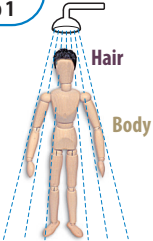


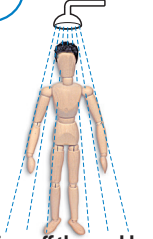




# octenisan® 5 day antimicrobial wash protocol

<p><b>Step 1</b></p>  <p><b>Hair</b> <b>Body</b></p> <p><b>Ensure Hair and Body are wet</b></p>	<p><b>Step 2</b></p>  <p><b>octenisan®</b> <b>damp washcloth</b></p> <p><b>Apply octenisan® undiluted</b></p>	<p><b>Step 3</b></p>  <p><b>Hair</b> <b>Body</b></p> <p><b>1 Min*</b></p> <p><b>Apply octenisan® evenly all over the body &amp; hair (recommended skin contact time 1 minute*)</b></p> <p><b>All over Hair &amp; Body. Focus on areas a, b, c</b></p>
<p><b>Step 4</b></p>  <p><b>Rinse off thoroughly</b></p>	<p><b>Step 5</b></p>  <p><b>Dry with clean towel</b></p>	<p><b>Step 6</b></p>  <p><b>Put on clean clothing &amp; bedding</b></p>

Day 1	Day 2	Day 3	Day 4	Day 5
Body	Body & Hair	Body	Body & Hair	Body

\*tested according to EN12054

## What is octenisan®?

octenisan® is an antimicrobial hair and body wash effective against a broad range of micro organisms whilst caring for the skin.

## How to use octenisan®

octenisan® 5 day antimicrobial wash protocol.

DAY 1	DAY 2	DAY 3	DAY 4	DAY 5
Body <input type="checkbox"/>	Body <input type="checkbox"/> Hair <input type="checkbox"/>	Body <input type="checkbox"/>	Body <input type="checkbox"/> Hair <input type="checkbox"/>	Body <input type="checkbox"/>

Step 1 Wet skin and/or hair

Step 2 Apply an adequate amount of octenisan® undiluted onto a damp wash cloth

Step 3 Apply octenisan® evenly all over the body & hair (recommended skin contact time 1 minute\*)

Do not forget:



Paying particular attention to:

- a) Armpits
- b) Groin
- c) Perineum (area of skin around bottom)

Step 4 Rinse off

Step 5 Dry with a clean towel

Step 6 Put on clean clothing and clean bedding

**Important:** Bath or shower **daily** using octenisan® and following this procedure.

Ensure that you are the **sole user** of the washcloth and towel or that these are disposable.

Use a **clean and dry** washcloth and towel for each shower or bath and ensure that these are properly cleaned and dried before using again.

If you experience any difficulty in following this procedure, please seek help from a carer or healthcare professional.